



**HEDRICH**  
vacuum systems

## Identification of spare parts

In order to shorten the processing time of your spare parts inquiry, we need your cooperation for the identification of components.

An example of component identification based on diagrams, construction drawings and parts lists is shown below.

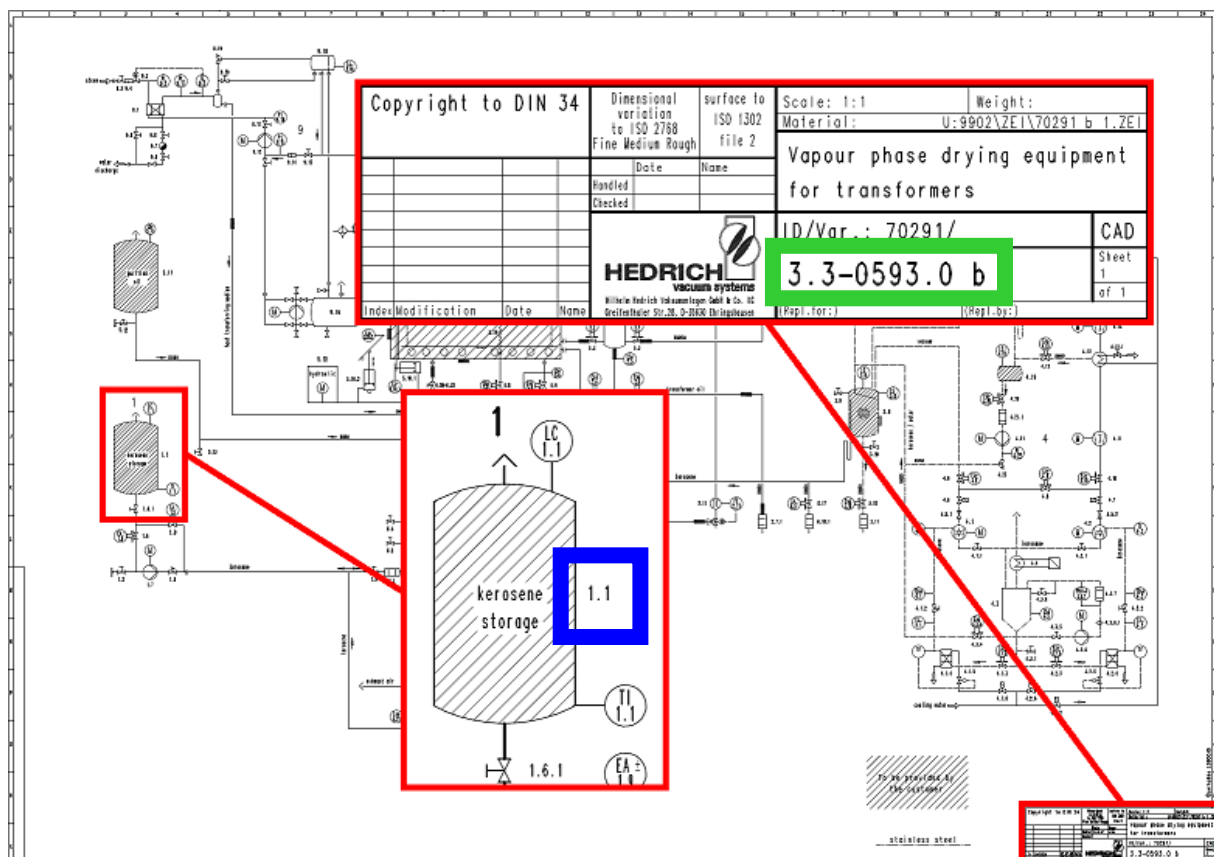
Step 1: Look for the reference number and diagram in the operating manual.

Step 2: Identify the **diagram drawing number** and **assembly group** concerned.

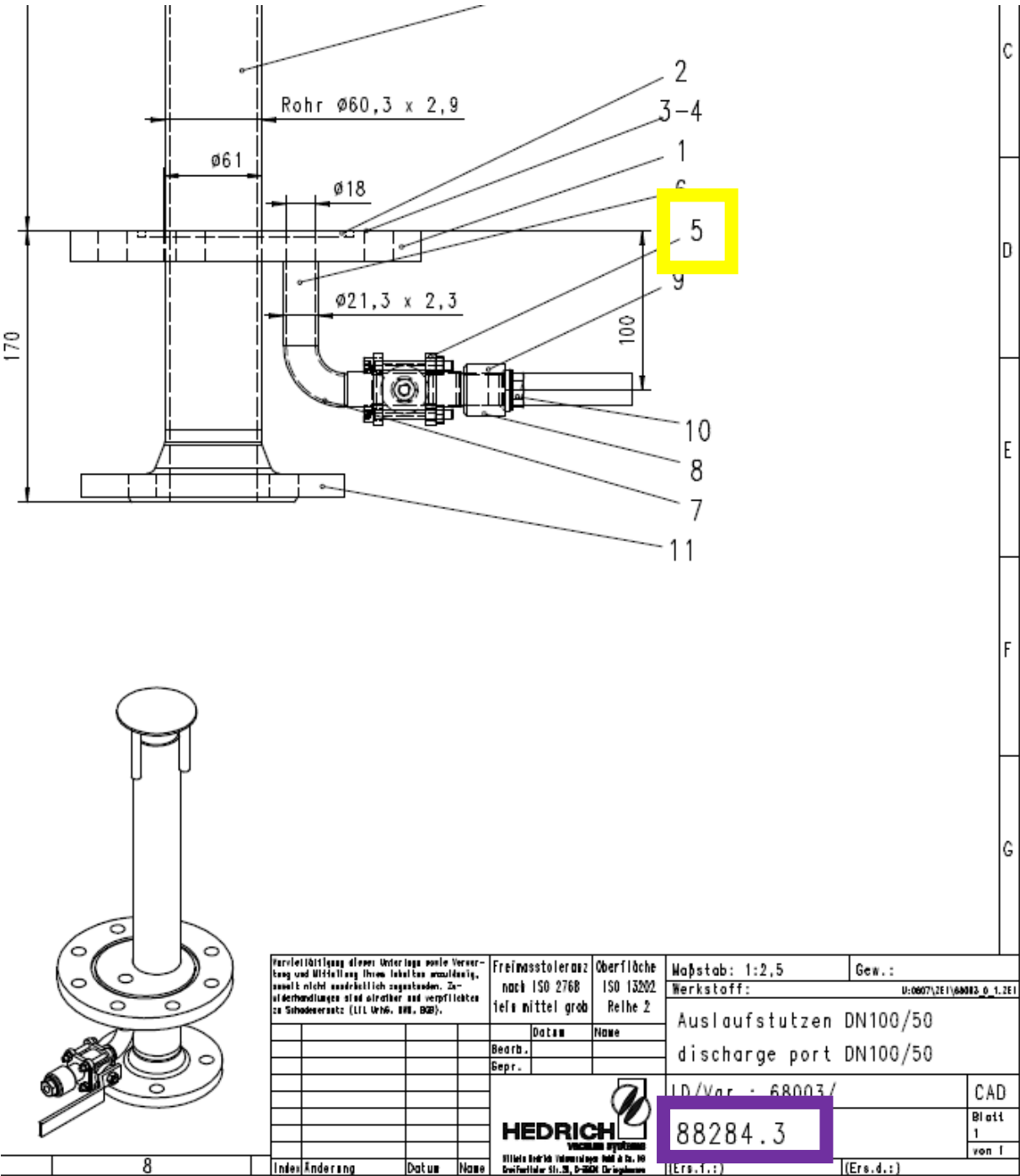
Step 3: Identify the **component item number** based on the parts list position and **construction drawing number** and state the **article number, quantity and designation**.

Example of a component inquiry: „For the equipment with the reference number x.xxxx/xx, we need the spare part: article number 0040765: 1 piece, weld-on type ball valve DN15 PN63 type FP3-5043TS-015BW, D=22, vacuum"'

### Example diagram:



Example component drawing:



## Example parts list (old version)

LIST OF SPARE PARTS 0070291			#Vapour Phase Trocknungsanlage für Transformatoren			Contact: Written by: 3.3-0593.0			RHKARAT EMKARAT			
vapour phase drying equipment for transformers												
St.	Item	Art.-no. Variant	Qty QU	Designation	Drwg.-No. DWG	Drwg.-Item	LO DG	CH	SPL			
1	20	0071656 0513086902	1 Stk	Vapour Phase Trocknungsanlage f. Transf. Baugruppe 1 vapour phase drying equipment for transformers assembly group 1	3.3-0593.0	1	100 AV	G				
2	10	0009980		Vorratsbehälter VK 10 ID-Nr. 61135, Zschg.-Nr. 87552.0 - wird vom Kunden beigestellt! - storage tank VK 10 id-no. 61135, drwg.-no. 87552.0 - provided by customer! -		1.1	0	Y	H			
2	20	0010114	5 Stk	RDR 065x05 FPM70 Runddichtring Viton/schwarz O-ring 065x05 FPM70 viton/black		1.1	100 EKL	T	J			
2	70	0068003	1 Stk	Auslaufstutzen DN100/50 discharge port DN100/50	88284.3	1.1	100 AV	G				
3	20	0010124	1 Stk	RDR 125x05 FPM70 Runddichtring Viton/schwarz O-ring 125x05 FPM70 viton/black		2	100 EKL	T	J			
3	50	0040765	1 Stk	Anschweißkugelhahn DN15 PN63 Typ FP3-5043TS-015BW, D=22, Vakuum welding ball valve DN15 PN63 Typ FP3-5043TS-015BW, d=22, vacuum		5	100 EK	Z	J			
4	10	0040799	1 Stk	Dichtungssatz für Anschweiß- und Murren- kugelhahn DN15PN63 Typ FP3-5043TS Vakuum set of seals for welding- and socket- ball valve DN15PN63, type FP3-5043TS vacuum			100 EKL	T	JU			
4	20	0051761	1 Stk	Kugel für Kugelhahn DN15, Typ FP3-5043-015 ball for ball valve DN15, type FP3-5043-015			100 EKL	T	J			
3	90	0010287	1 Stk	RDR 018x02,5 FPM70 Runddichtring Viton/schwarz		9	100 EKL	T	J			

EMKARAT DI Jul 7, 2015 10:21:28

EMKARAT Di Jul 7, 2015 10:21:28

Seite 1

## Example parts list (new version)

Artikel: 0070291-0513086901		Benennung: #Vapour Phase Trocknungsanlage für Transformatoren				Zeichnung: 3.3-0593.0		Gewicht (kg): 0.000						
Ersteller: apsupport		Erstelldatum: 04.01.14				Geändert von: ertl		Änderungsdatum: 07.07.15						
		Bemerkung:				Struktur Ersatzteile								
#	Pos	Artikel	Menge	ME	Benennung	Zeichnung	Z-Pos	E	F	A	L	ETL	FV	Gewicht (kg)
(1) *	20	0071656-0513086902	1	Stück	Vapour Phase Trocknungsanlage f. Transf. Baugruppe 1	3.3-0593.0	1		X	X		X		0.000
(2) **	10	0009980	1	Stück	Vorratsbehälter VK 10 ID-Nr. 61135, Zohg.-Nr. 87552.0 - wird vom Kunden beigestellt! - storage tank VK 10 id-no. 61135, drwg.-no. 87552.0 - provided by customer! -		1.1					X		0.000
(2) **	20	0010114	5	Stück	RDR 065x05 FPM70 Runddichtring Viton/schwarz		1.1	X			X	X		0.040
(2) **	70	0068003	1	Stück	Auslaufstutzen DN100/50	88284.3	1.1		X	X		X		12.000
(3) ***	20	0010124	1	Stück	RDR 125x05 FPM70 Runddichtring Viton/schwarz		2	X			X	X		0.015
(3) ***	50	0040765	1	Stück	Anschweißkugelhahn DN15 PN63 Typ FP3-5043TS-015BW, D=22, Vakuum		5	X		X		X		0.800
(4) ****	10	0040799	1	Stück	Dichtungssatz für Anschweiß- und Murren-Kugelhahn DN15PN63 Typ FP3-5043TS Vakuum			X			X	X		0.020
(4) ****	20	0051761	1	Stück	Kugel für Kugelhahn DN15, Typ FP3-5043-015			X		X		X		0.020
(3) ***	90	0010287	1	Stück	RDR 018x02,5 FPM70 Runddichtring Viton/schwarz		9	X			X	X		0.001
(2) **	80	0010130	1	Stück	RDR 170x05 FPM70 Runddichtring Viton/schwarz		1.1	X			X	X		0.015
(2) **	100	0009000	0	Stück	=====							X		0.000
(2) **	110	0019782	1	Stück	Bimetall-Zeigerthermometer Typenblatt-Nr.: 60.8001 Typ 608001/0180-914-913-14-104-26-26-200		TI 1.1	X			X	X		0.334
(2) **	120	0010287	1	Stück	RDR 018x02,5 FPM70 Runddichtring Viton/schwarz		TI 1.1	X			X	X		0.001
(2) **	170	0009000	0	Stück	=====							X		0.000
(2) **	180	0061481	1	Stück	Vollisolierte kapazitive Seilmeßsonde für Flüssigkeiten Typ VEGACAL 66 / Sondenlänge 5500		LC 1.1	X		X		X		0.000
(3) ***	10	0068874	1	Stück	Elektronikeinsatz VEGACAL Serie 60 zum Anschluß an Auswertgerät Best.-Nr. CL-E 80XA			X		X		X		0.000

In case no documents are available, please proceed as follows:


Step 1: We need at least the **fabrication number and the year of construction** of the equipment. Normally, this information is stated on the nameplate of the main control cabinet (see following example):




Step 2: After the equipment has been identified, you should identify the component concerned. Usually, the sub-assemblies and purchased parts have their own nameplates with serial numbers and fabrication numbers of the assembly groups (see following examples). Please send us all information available or a photograph of the nameplate.

Step 3: Please do not forget to send us a detailed fault description with photographs of the components concerned to allow our service department to offer the correct spare parts.

Example of a Roots pump (consisting of pump and drive):




Example of a rotary vane pump:






**Example of a HEDRICH mixer:**



**Example of a Hedrich dosing pump:**



Send your spare parts inquiry as described above to [hedrich@hedrich.com](mailto:hedrich@hedrich.com) and the serviceteam:

Ms. Steiner [steiner@hedrich.com](mailto:steiner@hedrich.com)  
Ms. Kalainski [kalainski@hedrich.com](mailto:kalainski@hedrich.com)  
Mr. Schweitzer [schweitzer@hedrich.com](mailto:schweitzer@hedrich.com)  
Mr. Ruff [ruff@hedrich.com](mailto:ruff@hedrich.com)

will be pleased to deal with your inquiry.